



ALTERNATOR MA6014C

Document : **provisional**
issue 001 date 29/06/2015

Electrical Characteristics										
Frequency	Hz	50				60				
Voltage (parallel star)	V	380	400	415	440	415	440	460	480	
Rated power class H	kVA	1300	1300	1300	1235	1451	1482	1560	1560	
	kW	1040	1040	1040	988	1161	1186	1248	1248	
Rated power class F	kVA	1200	1200	1200	1140	1339	1368	1440	1440	
	kW	960	960	960	912	1071	1094	1152	1152	
Regulation with	DER1	±0.5% with any power factor and speed variations between -5% +30%								
Insulation class		H								
Execution		Brushless								
Stator winding		12 ends								
Rotor		with damping cage								
Efficiencies class H	4/4	%	96.1	96	95.8	95.6	95.8	96.3	96.5	96.4
(see graph. for details)	3/4	%	96.5	96.2	96.2	96.1	96.1	96.3	96.7	96.5
	2/4	%	95.1	95	94.9	94.6	95	95.1	95.3	95.2
	1/4	%	92	92	91.8	91.3	92.5	92.5	92.5	92.5
Reactances (f. l.cl. F)	Xd	%	416.6	376	349.3	295.2	467.7	425.1	409.4	376
	Xd'	%	19.7	17.8	16.5	14	22.1	20.1	19.38	17.8
	Xd"	%	9.3	8.4	7.8	6.6	10.4	9.5	9.15	8.4
	Xq	%	192.8	174	161.6	136.6	216.4	196.7	189.5	174
	Xq'	%	192.8	174	161.6	136.6	216.4	196.7	189.5	174
	Xq"	%	21.2	19.1	17.7	15	23.8	21.6	20.8	19.1
	X ₂	%	15.2	13.7	12.7	10.8	17.0	15.5	14.9	13.7
	X ₀	%	4.3	3.9	3.6	3.1	4.9	4.4	4.25	3.9
Short Circuit Ratio	Kcc		0.33	0.38	0.43	0.53	0.24	0.28	0.33	0.38
Time Constants	Td'	sec.	0.271							
	Td"	sec.	0.0184							
	Tdo'	sec.	8.90							
	Tα	sec.	0.026							
Short Circuit Current Capacity		%	>300				>350			
Excitation at no load	Amp.		0.6	0.7	0.8	1	0.4	0.5	0.6	0.7
Excitation at full load	Amp.		3.2	3.3	3.4	3.5	2.9	3	3.1	3.3
Overload (long-term)	%	1 hour in a 6 hours period 110% rated load								
Overload per 20 sec.	%	300								
Stator Winding Resistance (20°C)	Ω	0.0058								
Rotor Winding Resistance (20°C)	Ω	2.800								
Exciter Resistance (20 °C)	Ω	Rotor : 0,130				Stator : 10,63				
Heat dissipation at f.l.cl.H	W	42206	43333	45595	45473	50891	45553	45264	46606	
Telephone Interference		THF < 2%				TIF < 40				
Radio interference		EN61000-6-3, EN61000-6-1. For others standards apply to factory								
Waveform Distors.(THD) at f. load	LL/LN %	1,5 / 1,5								
Waveform Distors.(THD) at no load	LL/LN %	2,4 / 2,4								
Mechanical characteristics										
Protection		IP 23 (other protection on request)								
DE bearing		6324								
NDE bearing		6322								
Weight of wound stator assembly	kg	979								
Weight of wound rotor assembly	kg	759								
Weight of complete generator	kg	2660								
Maximun overspeed	rpm	2250								
Unbalanced magnetic pull at f.l.cl.F	kN/mm	5.9								
Cooling air requirement	m ³ /min	90				108				
Inertia Constant (H)	sec.	0.243				0.292				
Noise level at 1m/7m	dB(A)	95 / 84				99 / 89				

All technical data are to be considered as a reference and they can be modified without any notice.

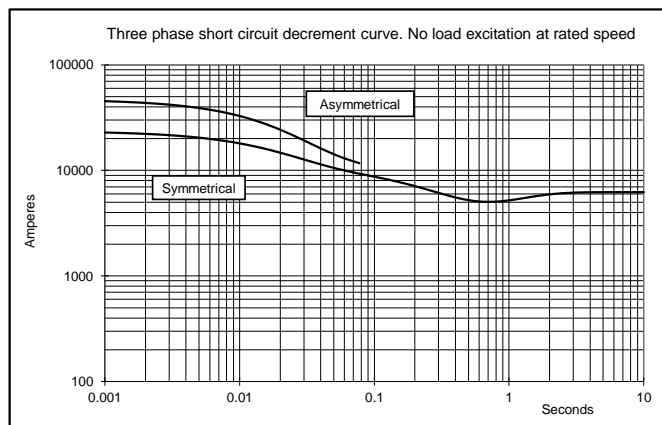
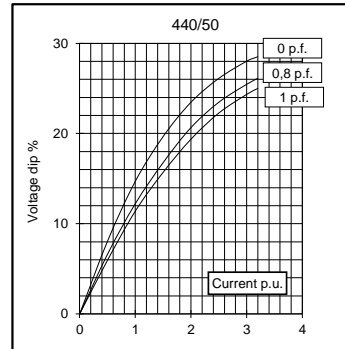
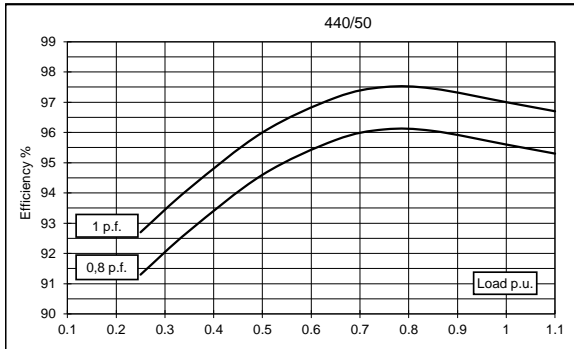
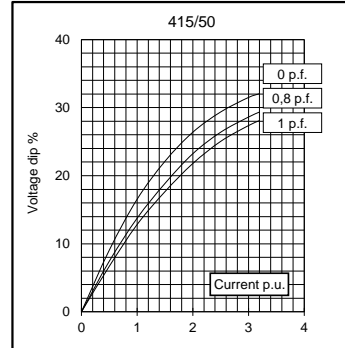
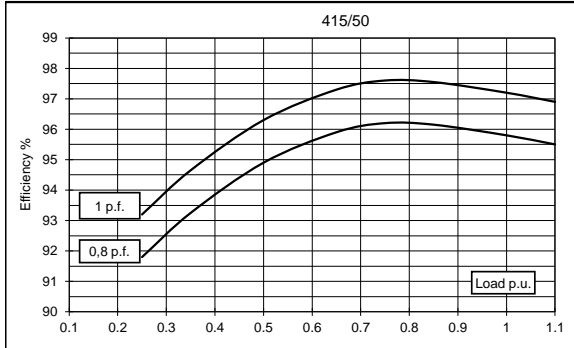
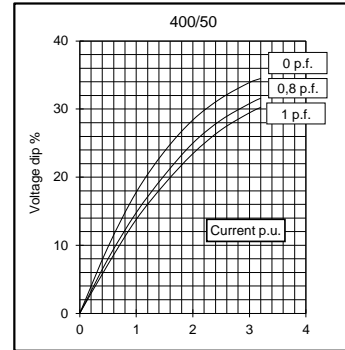
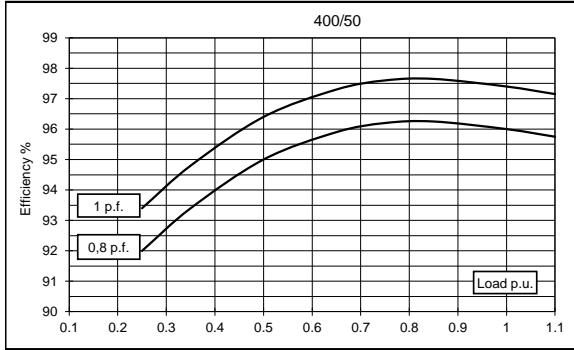
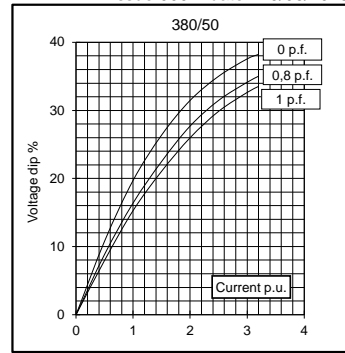
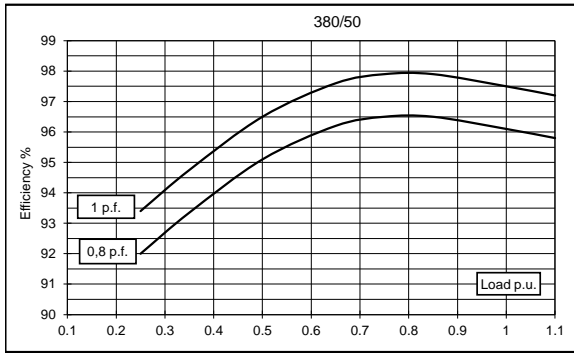
This range of alternators is supplied by AJ Power Limited.



ALTERNATOR MA6014C

Document : **provisional**
issue 009 date : 29/06/2015

50 Hz



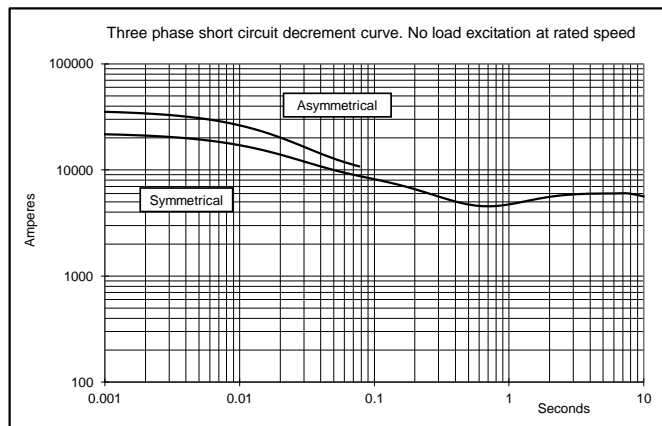
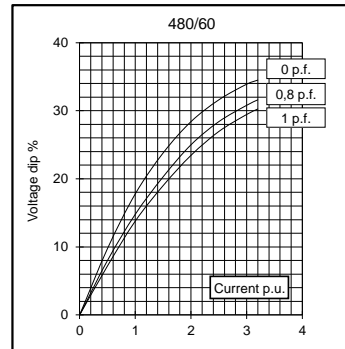
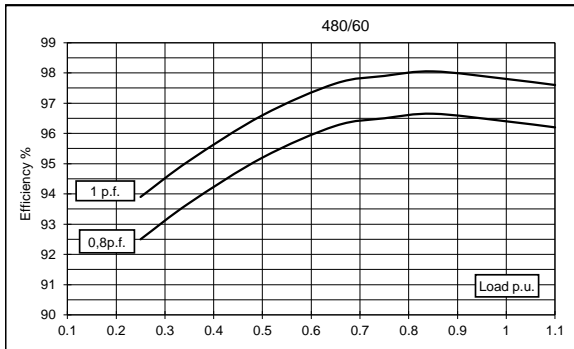
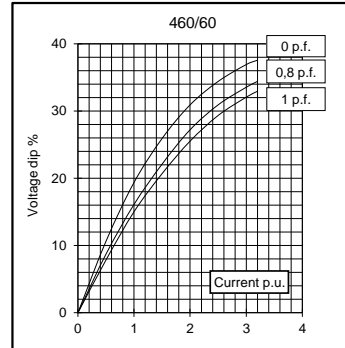
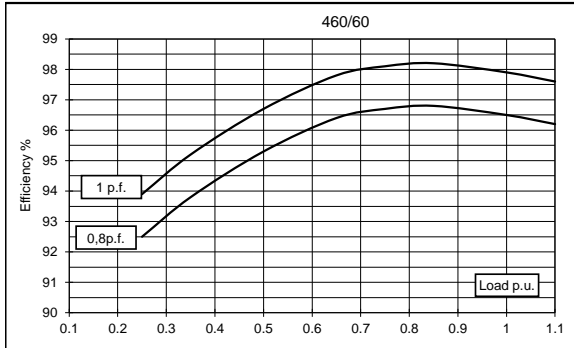
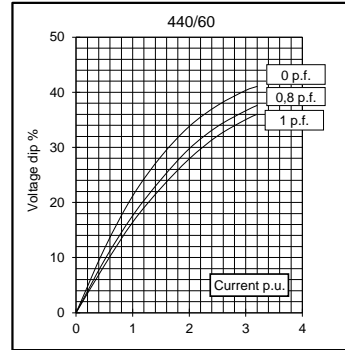
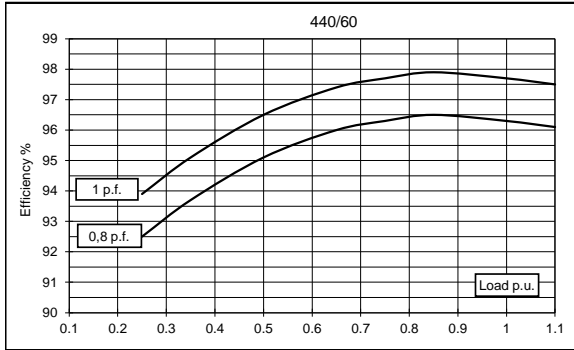
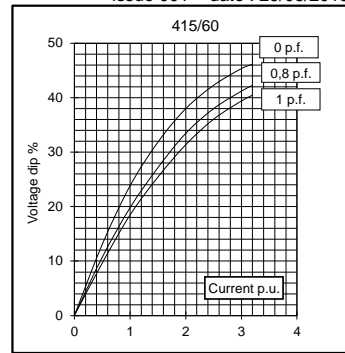
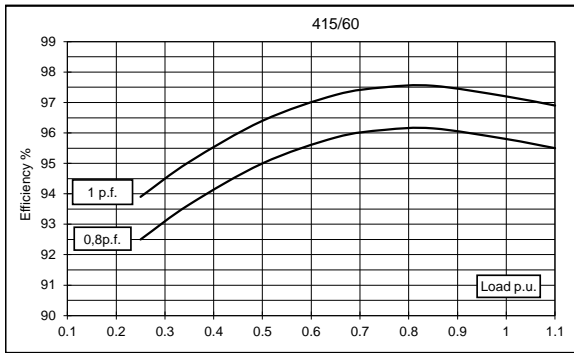
All technical data are to be considered as a reference and they can be modified without any notice.
This range of alternators is supplied by AJ Power Limited.



ALTERNATOR MA6014C

Document : **provisional**
issue 001 date : 29/06/2015

60 Hz



All technical data are to be considered as a reference and they can be modified without any notice.
This range of alternators is supplied by AJ Power Limited.